

INSTRUCTIONS FOR USE



■ EZ-CFU™ One Step Microorganisms

INTENDED USE

EZ-CFU™ One Step Microorganisms are lyophilized, enumerated microorganism preparations to be used in industrial laboratories for quality control purposes. Processed as directed, these preparations provide a challenge of 10–100 CFU per 0.1 ml on non-selective media. This is the required concentration for a variety of Pharmacopeial applications, including growth promotion testing of culture media. These microorganism preparations are traceable to the American Type Culture Collection (ATCC®) or other authentic reference culture collection.

FORMULA COMPONENTS

The lyophilized preparation consists of an enumerated microorganism population, skim milk (bovine - USA origin), a carbohydrate, gelatin (porcine - USA or Canada origin), ascorbic acid, and charcoal. The gelatin serves as a carrier for the microorganism. Skim milk, ascorbic acid, and a carbohydrate protect the microorganism by preserving the integrity of the cell wall during freeze-drying and storage. The charcoal is included to neutralize any toxic substances formed during the lyophilization process.

EZ-CFU™ One Step Microorganisms conform with Article 5 of EC 1069/2009 as they have reached the end point in the manufacturing chain and are no longer subject to the requirements of EC 1069/2009. The products are considered derived products per Article 36 of EC 1069/2009 and do not pose any significant risk to public or animal health.

SPECIFICATIONS AND PERFORMANCE

EZ-CFU™ One Step Microorganisms are packaged in a kit configuration. Each kit consists of:

- 2 vials each containing 10 lyophilized pellets of an individual microorganism strain
- 10 vials each containing 2 ml of Hydrating Fluid
- Instructions for Use

Processed as directed, **EZ-CFU™ One Step Microorganisms** will provide a challenge concentration of 10–100 CFU per 0.1 ml on non-selective media.

Quality control documentation includes, but is not limited to:

- The identity of the microorganism
- The traceability of the microorganism to a reference culture
- That the microorganism preparation is ≤ 3 passages from the reference culture
- The mean assay value for the microorganism preparation

MATERIALS REQUIRED BUT NOT PROVIDED

- **Sterile Forceps** – A sterile forceps or tweezers is required for the transfer of the lyophilized pellets into the Hydrating Fluid.
- **Sterile Pipettes** – Sterile pipettes are required to inoculate the medium/media to be challenged.

The logo for EZ-CFU One Step, featuring a blue square with 'ez' in white, followed by 'CFU™ One Step' in blue text.

INSTRUCTIONS FOR USE

A. Material Preparation

All the materials required for the challenge procedure and the materials to be challenged must be ready for use immediately following the hydration step. Following the hydration of the lyophilized strain, challenge inoculation(s) must be completed within 8 hours. The exception is catalog number 0360Z which must be used within 4 hours of hydration. The remaining suspension must be refrigerated at 2°C–8°C between use to avoid a change in the challenge suspension concentration.

B. Hydration

The instructions and Hydrating Fluid provided in the kit must be used in the hydration procedure. The Hydrating Fluid is formulated to optimize the hydration, pellet matrix dissolution, and the uniform suspension of the lyophilized microorganism. Other fluids that might be used for hydration may not provide these critical properties. Only use the Hydrating Fluid that came in the kit for that organism.

1. Remove the vial of lyophilized pellets from refrigerated storage (2°C–8°C). Allow the materials to equilibrate to room temperature (about 30 minutes) before opening the vial.
2. While the pellets are equilibrating, prewarm the Hydrating Fluid to 34°C–38°C (at least 30 minutes).
3. With a sterile forceps, transfer 2 pellets into the 2 ml vial of Hydrating Fluid. Do not remove the desiccant from vial. Two pellets must be used to obtain the challenge concentration of 10–100 CFU per 0.1 ml on non-selective media. Immediately stopper and recap the pellet vial and return the remaining lyophilized material to refrigerated storage 2°C–8°C.
4. Immediately recap the vial with the hydrated material and place into a 34°C–38°C incubator for 30 minutes to ensure complete hydration.
5. Immediately following incubation, vortex the hydrated material until pellets have completely dissolved and suspension is homogeneous. Charcoal particles, which may be visible in the hydrated suspension, will not compromise the challenge microorganism.
6. With a sterile pipette, transfer 0.1 ml of the hydrated suspension to the material being challenged (0.1 ml contains 10–100 CFU). Note: Remaining suspension can be refrigerated and used for up to 8 hours (no warming time required). The exception is catalog number 0360Z which must be used within 4 hours of hydration.
7. Proceed with the challenge procedure according to laboratory protocol. Discard any remaining hydrated material in accordance with the laboratory protocol for disposal of biohazard materials.

PRECAUTIONS AND LIMITATIONS

- Not intended for clinical use.
- Not intended for human, animal or pet consumption.
- **EZ-CFU™ One Step Microorganisms** do not contain any hazardous substances listed in 67/548/EEC or listed in 1272/2008/EC.
- Refer to the SDS for more detailed information. The SDS can be located on our website at www.microbiologics.com or by contacting Technical Support at 320.229.7045 or U.S. Toll Free 1.866.286.6691.
- These devices, and growth of these microorganisms, are considered biohazard material.
- These devices contain viable microorganisms that may produce disease. Proper techniques must be employed to avoid exposure and contact with any microorganism growth.
- The microbiology laboratory must be equipped, and have the facilities to receive, process, maintain, store and dispose of biohazard material.
- Only trained laboratory personnel should use these devices.
- Agencies and statutes regulate the disposal of all biohazard materials. Each laboratory must be aware of, and comply with, the proper disposal of biohazard materials.
- **EZ-CFU™ One Step Microorganisms** are not made with natural rubber latex.

TECHNICAL NOTES

Mean Assay Value

- The mean assay value obtained at Microbiologics® is based on well proven statistical methods. As part of Microbiologics' quality control procedure, pellets from each **EZ-CFU™ One Step Microorganism** lot are hydrated in Microbiologics Hydrating Fluid. Replicate colony counts are performed on non-selective agar media and enumerated using an automated colony counting device. Results may differ from the assay value that Microbiologics® obtained due to different materials and methods used.
- Variability of Hydrating Fluid, sampling, different inoculation and colony counting techniques, incubation and the use of selective agar media will produce colony counts that vary from the stated mean assay value.

Shelf Life and Stability

- Product warranty is limited to specifications and performance of the **EZ-CFU™ One Step Microorganism** stored properly in the original container (vial).
- Exposure to heat, moisture, and oxygen can adversely affect the stability of the mean assay value. Expiration dating, reproducibility and stability are predicated on proper storage of the lyophilized pellets in the original desiccant-containing vial.









STORAGE AND EXPIRATION

Store the **EZ-CFU™ One Step Microorganisms** and Hydrating Fluid at 2°C–8°C in their original, sealed vials. Stored as directed, the lyophilized microorganism preparation will retain, until the expiration date stated on the device label, its specifications and performance within the stated limits.

The **EZ-CFU™ One Step Microorganisms** should not be used if:

- Stored improperly
- There is evidence of excessive exposure to heat or moisture
- The expiration date has passed

KEY OF SYMBOLS

	Batch Code (Lot)		Consult instructions for use or consult electronic instructions for use
	Biological Risks		Manufacturer
	Catalog Number		Temperature Limitation
	Caution, Consult Accompanying Documents; Attention, see instructions for use		Use By

* Please refer to product labels for applicable symbols.

PRODUCT WARRANTY

- These products are warranted to meet the specifications and performance printed and illustrated in product inserts, instructions, and supportive literature.
- If the resuscitated culture is frozen, Microbiologics cannot guarantee the stated characteristics of the product.
- The warranty, expressed or implied, is limited when:
 - The procedures employed in the laboratory are contrary to printed and illustrated directions and instructions
 - The products are employed for applications other than the intended use cited in product inserts, instructions, and supportive literature

WEBSITE

Visit our website, www.microbiologics.com, for current technical Information, product availability, biohazard cleanup, Certificate of Analysis and Statistical Analysis Certificate.

ASSISTANCE



Microbiologics, Inc.

200 Cooper Avenue North
St. Cloud, MN 56303 USA
www.microbiologics.com

Technical Support

Tel: +1.320.229.7045
U.S. Toll Free: +1.866.286.6691
Email: techsupport@microbiologics.com

Customer Service

Tel: +1.320.253.7400
U.S. Toll Free: +1.800.599.2847
Email: info@microbiologics.com

Additional copies of this product insert may be obtained at www.microbiologics.com or by emailing info@microbiologics.com

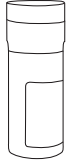
ATCC Licensed
Derivative

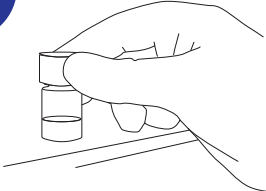
*Look for the ATCC Licensed Derivative® Emblem for all products derived from ATCC® cultures. The ATCC Licensed Derivative Emblem, the ATCC Licenses Derivative Word Mark, and the ATCC Catalog Marks are trademarks of ATCC. Microbiologics, Inc. is licensed to use these trademarks and to sell products derived from ATCC® cultures.

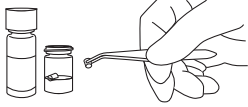
ez·CFU™ One Step

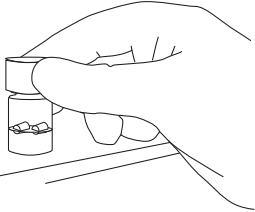
ILLUSTRATED INSTRUCTIONS


EZ-CFU™ One Step Microorganism kits include: 2 vials of a single enumerated microorganism (10 lyophilized pellets per vial), 10 vials of Hydrating Fluid (2 ml in each vial), and Instructions for Use.

- 

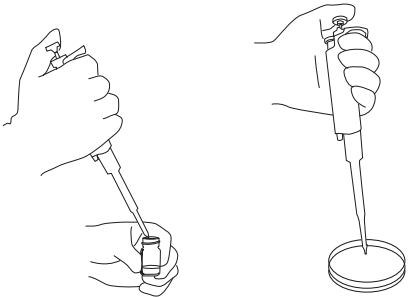
Remove the vial of lyophilized pellets from refrigerated storage (2°C–8°C). Allow the materials to equilibrate to room temperature (about 30 minutes) before opening the vial.
- 

While the pellets are equilibrating, prewarm the Hydrating Fluid to 34°C–38°C (at least 30 minutes).
- 

With a sterile forceps, transfer 2 pellets into the 2 ml vial of Hydrating Fluid. Do not remove the desiccant from vial. Two pellets must be used to obtain the challenge concentration of 10–100 CFU per 0.1 ml on non-selective media. Immediately stopper and recap the pellet vial and return the remaining lyophilized material to refrigerated storage 2°C–8°C.
- 

Immediately recap the vial with the hydrated material and place into a 34°C–38°C incubator for 30 minutes to ensure complete hydration.
- 

Immediately following incubation, vortex the hydrated material until pellets have completely dissolved and suspension is homogeneous.

Charcoal particles, which may be visible in the hydrated suspension, will not compromise the challenge microorganism.
- 

With a sterile pipette, transfer 0.1 ml of the hydrated suspension to the material being challenged (0.1 ml contains 10–100 CFU). Note: Remaining suspension can be refrigerated and used for up to 8 hours (no warming time required). The exception is catalog number 0360Z which must be used within 4 hours of hydration.
- Proceed with the challenge procedure according to laboratory protocol. Discard any remaining hydrated material in accordance with the laboratory protocol for disposal of biohazard materials.

